



Power Splitter

■ PS Series

Features

- Resistive type power splitter. Wide frequency range : DC to 20GHz.
- Wide band provides less distortion of square pulses of digital signals
- Small and easy to mount
- Special design and thin film produce less reflection.

Applications

- Communication devices
- Wide band measuring instrumentation



◆ Part numbering system

PS 1608 G T2 - R50 - T1

Series code	PS 1608	G	T2 - R50 - T1	Packing quantity: T=Tape(T1) B=Bulk
Size : PS1608,PS2012 PS3216,PS5025				Impedance : 50Ω
G : General				Number of Output terminals

PS 1005 T2 - R50 - FD - T1

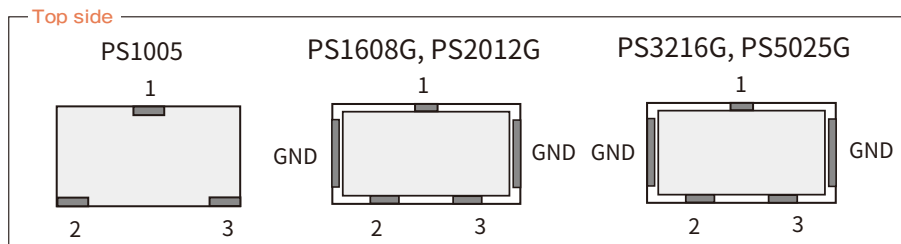
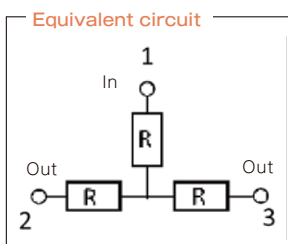
Series code	PS 1005	T2 - R50 - FD - T1	Packing quantity: T=Tape (T1/T5), B=Bulk
Size : PS1005			No GND, Need Face down mounting
Number of Output terminals			Impedance : 50Ω

◆ Electrical Specification

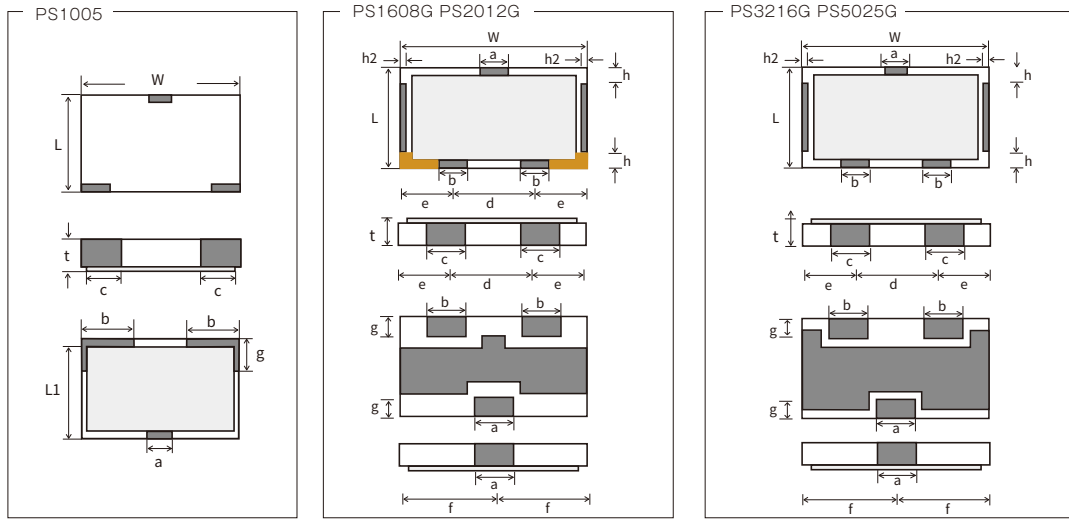
Type	PS1005 ※1	PS1608G	PS2012G	PS3216G	PS5025G
Operating frequency	DC - 20GHz	DC - 20GHz	DC - 17.5GHz	DC - 15GHz	DC - 10GHz
Rated power	100mW	100mW	125mW	250mW	500mW
Insertion Loss	6dB±0.5dB				< 10GHz
	6dB±1.0dB				< 7.5GHz
Distribution Deviation		< 0.3dB (Max frequency)			
VSWR	≤1.3				< 10GHz
	≤1.5				< 7.5GHz
Operating temperature		-40°C ~ +125°C			
Packaging quantity		50pcs/bag(B) 1,000pcs/reel(T1) 5,000pcs/reel(T5)	50pcs/bag(B) 1,000pcs/reel(T1)	1,000pcs/reel(T1)	

※1 The PS1005 series has no ground plane.

◆ Equivalent Circuit and pin arrangement



◆ Dimensions

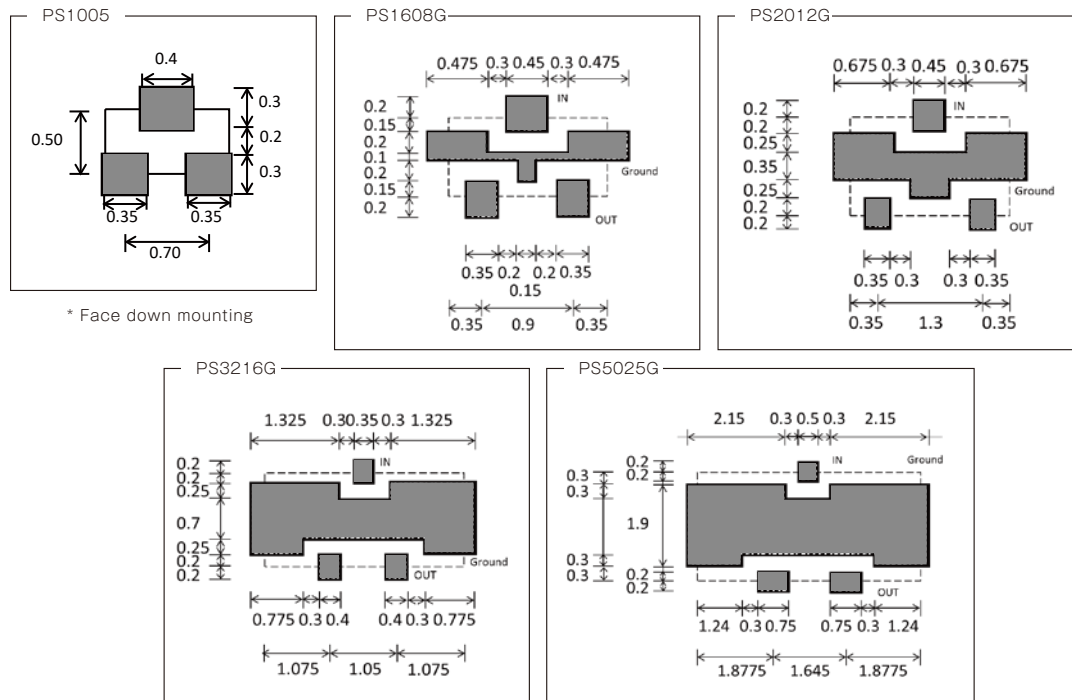


■ : Non-Plated area min (0.1) μ m

Type	Size (inch)	W	L	L1	t	a	b	c	d	e	f	g	h	h2
PS1005	0402	1.00 \pm 0.10	0.50 \pm 0.10	0.40 \pm 0.10	0.30 \pm 0.10	0.40 \pm 0.10	0.35 \pm 0.10	0.30 \pm 0.10	—	—	—	0.20 \pm 0.10	—	—
PS1608G	0603	1.60 \pm 0.10	0.80 \pm 0.10	—	0.40 \pm 0.10	0.45 \pm 0.10	0.35 \pm 0.10	0.35 \pm 0.10	0.80 \pm 0.10	0.40 \pm 0.10	0.80 \pm 0.10	0.25 \pm 0.15	0.10 \pm 0.05	(0.15)
PS2012G	0805	2.00 \pm 0.10	1.25 \pm 0.10	—	0.40 \pm 0.10	0.45 \pm 0.15	0.35 \pm 0.15	0.35 \pm 0.15	1.30 \pm 0.20	0.35 \pm 0.10	1.00 \pm 0.10	0.25 \pm 0.15	0.10 \pm 0.05	(0.15)
PS3216G	1206	3.20 \pm 0.10	1.60 \pm 0.10	—	0.40 \pm 0.10	0.35 \pm 0.10	0.40 \pm 0.15	0.45 \pm 0.15	1.05 \pm 0.20	1.075 \pm 0.10	1.60 \pm 0.20	0.25 \pm 0.15	0.20 \pm 0.05	(0.15)
PS5025G	2010	5.00 \pm 0.10	2.50 \pm 0.10	—	0.80 \pm 0.20	0.50 \pm 0.20	0.75 \pm 0.20	0.85 \pm 0.20	1.70 \pm 0.40	1.65 \pm 0.20	2.50 \pm 0.20	0.30 \pm 0.15	0.25 \pm 0.15	(0.15)

(unit : mm)

◆ Recommended land patterns (soldering footprints)



* Face down mounting

◆ Derating Curve

