

High temperature thin film chip resistors

■ RGA series

AEC-Q200 Compliant

Features

- Conductive epoxy compatible
- Operating temperature up to 230°C
- Resistance tolerance: $\pm 0.1\%$, TCR: $\pm 10\text{ppm}/^\circ\text{C}$
- Thin film structure enabling low noise and anti-sulfur

Applications

- Automotive electronics
- Equipment used in high temperature
- Downhole drilling



◆ Part numbering system

RGA 2012 N - 104 - B - T1

Series code

Size: RGA1005, RGA1608, RGA2012

Temperature coefficient of resistance

Packaging quantity:
T1(1,000pcs), T5(5,000pcs)

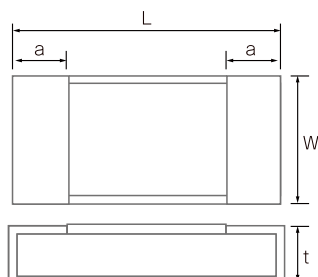
Resistance tolerance

Nominal resistance value (E-24: 3digit, E-96: 4digit)

◆ Electrical Specification

Type	Power ratings	Temperature coefficient of resistance (ppm/°C)	Resistance range(Ω) Resistance tolerance		Maximum voltage	Resistance value series	Operating temperature	Packaging quantity
			$\pm 0.1\%$ (B)	$\pm 0.5\%$ (D)				
RGA1005	1/32W	± 10 (N)	47 \leq R \leq 100k		50V	E-24, E-96	-55°C ~ 230°C	T1 T5
		± 25 (P)	10 \leq R \leq 100k					
RGA1608	1/16W	± 10 (N)	47 \leq R \leq 274k		100V	E-24, E-96	-55°C ~ 230°C	T1 T5
		± 25 (P)	10 \leq R \leq 332k	10 \leq R \leq 360k				
RGA2012	1/10W	± 10 (N)	47 \leq R \leq 475k		150V	E-24, E-96	-55°C ~ 230°C	T1 T5
		± 25 (P)	10 \leq R \leq 1M					

◆ Dimensions



Type	Size (inch)	L	W	a	t
RGA1005	0402	1.00 \pm 0.1/-0.05	0.50 \pm 0.10	0.20 \pm 0.10	0.35 \pm 0.05
RGA1608	0603	1.60 \pm 0.20	0.80 \pm 0.25/-0.20	0.30 \pm 0.20	0.40 \pm 0.15/-0.10
RGA2012	0805	2.00 \pm 0.20	1.25 \pm 0.25/-0.20	0.40 \pm 0.20	0.40 \pm 0.15/-0.10

(unit : mm)

◆ Reliability specification

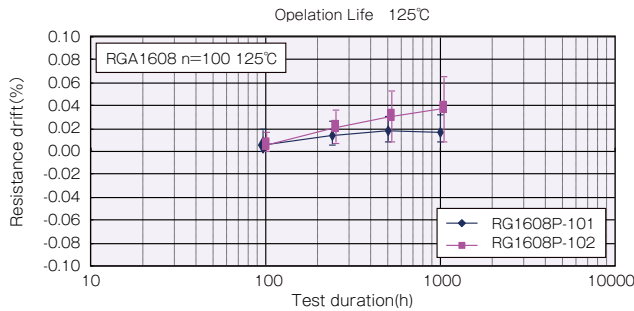
Test items	Condition (test methods (MIL-PRF-55342/JIS C5201-1))	Standard
Short time overload	2.5 x rated voltage, ^{*1} 5seconds	±0.1%
Life (biased)	125°C, rated voltage, ^{*1} 90min on 30min off, 1000hours	±0.2%
High temperature high humidity	85°C, 85%RH, 1/10 of rated power, 90min on 30min off, 1000hours	±0.2%
Temperature shock	-55°C (30min) ~ 125°C (30min) 1000cycles	±0.2%
High temperature exposure	155°C, no bias, 1000hours	±0.2%
Vibration	Frequency 10Hz ~ 500Hz, vibration amplitude 1.5mm or acceleration 10gn test duration for each of 3 axis: 6 hours	±0.2%
Resistance to soldering heat	260±5°C, 10 seconds (reflow)	±0.2%

*1 Rated voltage is given by $E = \sqrt{R \times P}$
 E= rated voltage (V), R=nominal resistance value(Ω), P=rated power(W)
 If rated voltage exceeds maximum voltage /element, maximum voltage/element is the rated voltage.

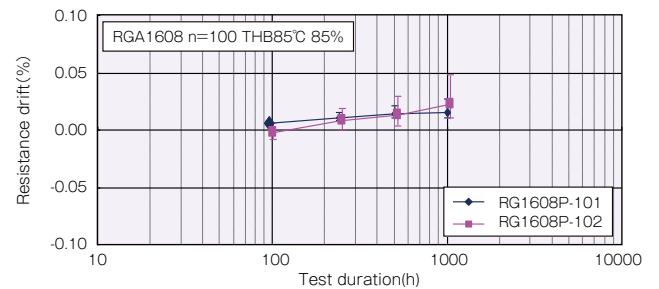
Thin film surface mount resistors RGA series

◆ Reliability test data

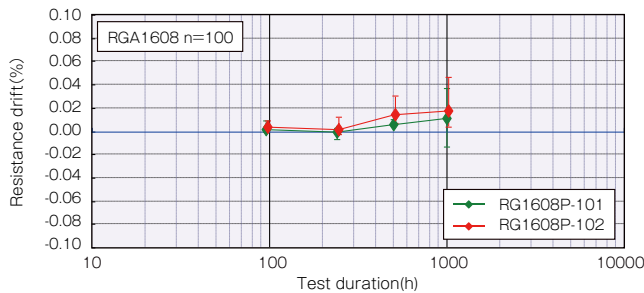
○ Biased life test



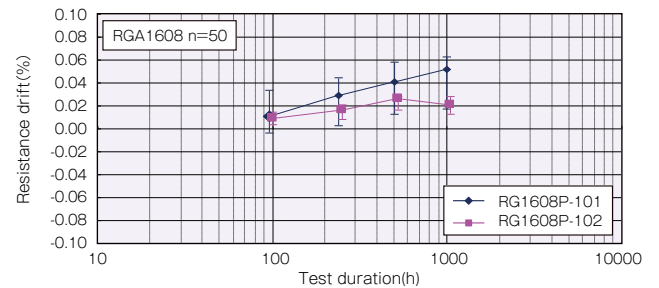
○ High temperature high humidity (biased)



○ Temperature shock



○ High temperature exposure



◆ Derating Curve

